

The Elwha Report



*Restoration of the
Elwha River
Ecosystem
& Native
Anadromous
Fisheries*

*A Report Submitted
Pursuant to Public Law 102-495*

January 1994

Department of the Interior

*National Park Service
U.S. Fish and Wildlife Service
Bureau of Reclamation
Bureau of Indian Affairs*

Department of Commerce

National Marine Fisheries Service

Lower Elwha S'Klallam Tribe

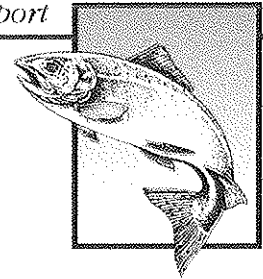



Table of Contents

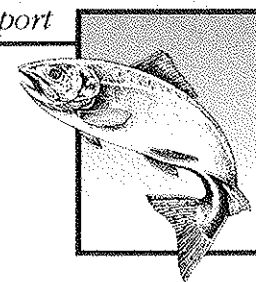
Restoration of the Elwha River Ecosystem and Native Anadromous Fisheries: A Report Submitted Pursuant to Public Law 102-495

Page No.


EXECUTIVE SUMMARY	xi
Background	xi
Public Law 102-495	xii
The Secretary's Determination	xii
Affected Environment	xiii
Dam Retention Alternatives	xiii
Dam Removal	xiv
Water Quality Protection	xv
Fish Restoration	xv
Habitat Restoration	xv
Disposition of Project Lands	xvi
Interpretation of Dam Removal	xvi
Living Laboratory	xvi
Impacts to Cultural Resources	xvi
Impacts on Regional Power Supply	xvii
Cost-Sharing	xvii
Restoration Costs	xvii
Conclusions	xviii
I. INTRODUCTION	3
II. BACKGROUND OF THE PROBLEM	9
A. History of the Projects	9
B. Description of the Projects	10
C. Affected Environment	11
1. FLUVIAL PROCESSES AND CONDITIONS	11
2. WATER QUANTITY, QUALITY, AND USE	12
3. FISHERIES RESOURCES	12
a. Spring Chinook Salmon	13
b. Summer/Fall Chinook Salmon	13
c. Coho Salmon	13
d. Chum Salmon	14
e. Pink Salmon	14
f. Sockeye Salmon	14
g. Winter Steelhead	14
h. Summer Steelhead	14
i. Sea-run Cutthroat Trout and Native Char	14
j. Resident Fish	14
k. Shellfish	14
l. Harvest Management	15
m. Marine Harvests	16
n. Freshwater Harvests	17
4. VEGETATION	18
5. WILDLIFE	18
6. THREATENED AND ENDANGERED SPECIES	19
7. CULTURAL RESOURCES	20



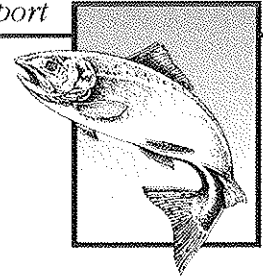
8. OTHER RESOURCES	20
D. Fisheries Restoration Efforts in the Pacific Northwest	20
III. HISTORY OF THE FEDERAL ENERGY REGULATORY COMMISSION PROCESS	25
IV. ALTERNATIVES FOR RESTORATION	29
A. Removal of Both Dams	29
B. Removal of Glines Canyon Dam	29
C. Removal of Elwha Dam	29
D. Retention of Both Dams	29
V. CONSEQUENCES OF ALTERNATIVES	35
A. Removal of Both Dams	35
1. RESTORATION OF THE ECOSYSTEM AND NATIVE ANADROMOUS FISHERIES	35
2. FLUVIAL PROCESSES AND CONDITIONS	36
3. WATER QUANTITY AND QUALITY	37
4. FISHERIES AND OTHER FRESHWATER AQUATIC COMMUNITIES	38
a. Chinook Salmon	38
b. Coho Salmon	39
c. Steelhead	39
d. Pink Salmon	39
e. Chum Salmon	39
f. Sockeye Salmon	39
g. Sea-run Cutthroat Trout and Native Char	39
h. Resident Fish	40
i. Stream Ecology	40
j. Shellfish	40
5. LIVING MARINE RESOURCES	40
6. VEGETATION	41
7. WILDLIFE	41
a. Mammals	41
b. Birds	42
c. Reptiles and Amphibians	43
d. Restoration of Anadromous Fish	43
8. THREATENED AND ENDANGERED SPECIES	43
9. RECREATION	43
10. POWER	44
11. TRIBAL SOCIAL EFFECTS	44
12. CULTURAL RESOURCES	44
13. OTHER EFFECTS	45
B. Removal of Glines Canyon Dam	45
1. RESTORATION OF THE ECOSYSTEM AND NATIVE ANADROMOUS FISHERIES	45
2. FLUVIAL PROCESSES AND CONDITIONS	45
3. WATER QUANTITY AND QUALITY	45
4. FISHERIES AND OTHER FRESHWATER AQUATIC COMMUNITIES	46
5. LIVING MARINE RESOURCES	47



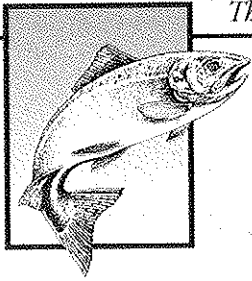
6. VEGETATION	47
7. WILDLIFE	47
8. THREATENED AND ENDANGERED SPECIES	47
9. RECREATION	48
10. POWER	48
11. TRIBAL SOCIAL EFFECTS	48
12. CULTURAL RESOURCES	48
13. OTHER EFFECTS	48
C. Removal of Elwha Dam	49
1. RESTORATION OF THE ECOSYSTEM AND NATIVE ANADROMOUS FISHERIES	49
2. FLUVIAL PROCESSES AND CONDITIONS	49
3. WATER QUANTITY AND QUALITY	49
4. FISHERIES AND OTHER FRESHWATER AQUATIC COMMUNITIES	50
5. LIVING MARINE RESOURCES	51
6. VEGETATION	51
7. WILDLIFE	51
8. THREATENED AND ENDANGERED SPECIES	52
9. RECREATION	52
10. POWER	52
11. TRIBAL SOCIAL EFFECTS	52
12. CULTURAL RESOURCES	53
13. OTHER EFFECTS	53
D. Retention of Both Dams	53
1. RESTORATION OF THE ECOSYSTEM AND NATIVE ANADROMOUS FISHERIES	53
2. FLUVIAL PROCESSES AND CONDITIONS	54
3. WATER QUANTITY AND QUALITY	54
4. FISHERIES AND OTHER FRESHWATER AQUATIC COMMUNITIES	55
a. Chinook Salmon	55
b. Coho Salmon	56
c. Steelhead	56
d. Pink Salmon	57
e. Chum Salmon	57
f. Sockeye Salmon	57
g. Sea-run Cutthroat Trout and Native Char	57
h. Resident Fish	58
i. Stream Ecology	58
j. Shellfish	58
5. LIVING MARINE RESOURCES	58
6. VEGETATION	58
7. WILDLIFE	58
8. THREATENED AND ENDANGERED SPECIES	59
9. RECREATION	59
10. POWER	60
11. TRIBAL SOCIAL EFFECTS	60
12. CULTURAL RESOURCES	60
13. OTHER EFFECTS	60
E. Summary of Consequences	60




VI. DEFINITE PLAN FOR DAM REMOVAL	65
A. Precise Terms of Acquisition	65
1. PREACQUISITION WORK	65
a. Title Evidence	65
b. Appraisals	65
c. Environmental Survey	65
d. Assets to be Acquired	65
2. ACQUISITION TERMS	66
a. Consideration	66
b. Conveyance	66
c. Timber Rights and Resolution	66
d. Transaction Costs and Relocation Benefits	66
B. Responsibilities and Liabilities	68
1. CONTAMINANTS	68
2. DAM SAFETY	69
3. ELWHA CHANNEL AGREEMENT	69
4. OTHER LIABILITIES	70
C. Dam Removal and Sediment Management	70
1. DAM REMOVAL AND RIVER DIVERSION ALTERNATIVES	70
a. Plan 1 - Diversion Tunnel	71
Glines Canyon Dam	71
Elwha Dam	71
b. Plan 2 - Surface Diversion Channel	72
Glines Canyon Dam	72
Elwha Dam	72
c. Plan 3 - Low Level Diversion through Dam Structure	72
d. Plan 4 - Notch through Dam - Top Down Removal	73
e. Cost Comparison of Alternative Diversion Plans	74
2. SEDIMENT MANAGEMENT ALTERNATIVES	74
Sediment Material Characteristics	75
Sediment Management Design Criteria	76
Revegetation Potential of Relocated Sediments	76
Water Quality During Sediment Relocation	76
Channel Configuration	76
a. Removal	78
Scenario 1 - Complete Removal	78
Scenario 2 - Complete Removal	78
Advantages	
Disadvantages	
b. Erosion	79
Scenario 3 - Complete Erosion	79
Advantages	
Disadvantages	
Scenario 4 - Partial Erosion	81
Advantages	
Disadvantages	
c. Retention	82
Scenario 5 - Use Mechanical Equipment or Submersible	
Dredges to Relocate Coarse and Fine Material Adjacent to	
New Channel	82
Advantages	
Disadvantages	



Scenario 6 - Erode Delta to Stable Profile, Retain and Relocate Coarse Material, Fine Material in Lake Area	86
<i>Advantages</i>	
<i>Disadvantages</i>	
d. Combination Approaches	87
Scenario 7	87
<i>Advantages</i>	
<i>Disadvantages</i>	
Scenario 8 - Remove Delta Material to Terrestrial Site, Erosion of Fine Material	88
<i>Advantages</i>	
<i>Disadvantages</i>	
Scenario 9 - Remove Delta Material to Saltwater Site, Erosion of Fine Material	89
e. Cost Comparison of Alternative Sediment Management Scenarios	89
3. RECOMMENDATIONS	90
D. Compliance with the Wild and Scenic Rivers Act	91
E. Water Quality Protection	91
1. WATER QUANTITY	91
2. WATER QUALITY	93
3. WATER USE	96
a. Surface Diversions	96
b. Groundwater Diversions	96
4. FLOOD CONTROL PROTECTION	97
5. IMPACTS OF DAM REMOVAL ON WATER QUALITY	97
6. MITIGATION OF WATER QUALITY IMPACTS	98
F. Fish Restoration	100
1. SUMMER/FALL CHINOOK SALMON RESTORATION	104
2. SPRING CHINOOK SALMON RESTORATION	104
3. COHO SALMON RESTORATION	104
4. WINTER STEELHEAD RESTORATION	104
5. SUMMER STEELHEAD RESTORATION	105
6. PINK SALMON RESTORATION	105
7. CHUM SALMON RESTORATION	106
8. SOCKEYE SALMON RESTORATION	106
9. SEA-RUN CUTTHROAT AND NATIVE CHAR RESTORATION	107
G. Wildlife Restoration	107
H. Habitat Restoration	107
1. RESTORATION OBJECTIVES FOR THE GLINES CANYON PROJECT AREA	107
2. RESTORATION OBJECTIVES FOR THE ELWHA PROJECT AREA	111
3. PROPOSED ACTIONS FOR RESERVOIR RESTORATION	111
4. ACTIONS PRIOR TO DAM REMOVAL	111
a. Initial surveys	111
b. Determination of substrate fertility requirements	111
c. Determination of substrate physical requirements	112
d. Plant propagation	113
e. Exotic plant species control	113
f. Operational modifications	113
g. Costs - Actions prior to dam removal	113



5. ACTIONS DURING DAM REMOVAL	113
a. Timing	114
b. Erosion control techniques, short-term	114
c. In-stream measures	114
d. Powerline corridors	115
e. Costs - Actions during dam removal	115
6. ACTIONS FOLLOWING DAM REMOVAL	115
a. Habitat restoration	115
(1) Lowland/Montane Forest	115
(2) Mixed Conifer/Hardwood Forest	115
(3) Riparian/Streamside	116
(4) Rock Outcrops	116
(5) Special Communities	116
b. Costs - Actions following dam removal	116
7. LONG-TERM ACTIONS	116
a. Costs - Long-term actions	117
b. Total costs	117
I. Disposition of Project Lands	117
1. ADDITION TO THE NATIONAL WILDLIFE REFUGE SYSTEM	117
2. ADDITION TO THE NATIONAL PARK SYSTEM	117
3. TRANSFER TO THE LOWER ELWHA S'KLALLAM TRIBE	118
4. DEVELOPMENT AND USE BY THE STATE	118
5. MANAGEMENT OF GLINES CANYON PROJECT LANDS	120
J. Interpretation of Dam Removal	120
1. NEED FOR INTERPRETATION	120
2. INTERPRETIVE THEMES	120
3. SCALE OF INTERPRETATION	121
4. BENEFITS OF INTERPRETATION	121
5. COSTS	121
K. Living Laboratory	121
L. Impacts to Cultural Resources	122
1. TYPES OF CULTURAL RESOURCES	122
2. STATUS OF CULTURAL RESOURCES	122
3. RECOMMENDATIONS FOR TREATMENT/MITIGATION	123
4. COSTS	123
M. Impacts on Regional Power Supply	123
1. AVAILABLE REPLACEMENT RESOURCES	124
2. COST OF REPLACEMENT POWER	127
3. ENVIRONMENTAL CONSEQUENCES	128
a. Air Quality Effects	128
b. Water-Related Effects	129
c. Land Effects	129
N. Cost-Sharing	129
VII. SUMMARY AND CONCLUSIONS	133
VIII. REFERENCES AND APPENDICES A THROUGH D	145
References	145
Appendix A: <i>Public Law 102-495</i>	149



Appendix B: *Federal Licensing Chronology* 155

Appendix C: *List of Preparers, Persons and Agencies Consulted, Design and Production* 163

Appendix D: *List of Common and Scientific Names* 171

The following appendices are bound separately and expand upon specific sections of the report.

Appendix E: *Responsibilities and Liabilities*

Appendix F: *Dam Removal and Sediment Management*

Appendix G: *Fish Restoration Plan*

Appendix H: *Habitat Restoration Plan*

Appendix I: *Disposition of Project Lands*

Appendix J: *Interpreting Dam Removal*

Appendix K: *Elwha Ecosystem Restoration Studies*

Appendix L: *Impacts to Cultural Resources*

Appendix M: *Public Comments*

FIGURES

1. Location map for the Elwha and Glines Canyon dams 4

2. Approach alternative matrix for sediment management 77

3. Cross section of 500 feet wide channel through Lake Mills area 84

4. Cross section of 500 feet wide channel through Lake Aldwell area 85

5. Lineal extent of anadromous salmonid habitat in the Elwha River basin following removal of the Elwha and Glines Canyon dams 103

6. Conceptual refuge boundaries and tribal use of Elwha Project lands 119

7. Elwha River restoration project schedule 135

8. Total project cost, sediment management removal option 136

9. Total project cost, sediment management retention option 137

TABLES

1. Restoration prospects for stocks of anadromous salmonids native to the Elwha River 35

2. Potential carcass biomass (pounds) contributed to the Elwha River ecosystem from salmon stocks with at least fair prospects for restoration .. 36

3. The long-term consequences of various restoration alternatives 62

4. Estimated possible costs associated with Project acquisition 67

5. Daily and monthly average discharge for the Elwha River 93


6. Estimated Elwha River flood flows measured at the river's mouth 93

7. Monthly statistics for maximum daily water temperature (°C) in the lower reach of the Elwha River 94

8. Water quality statistics for the Elwha River 94

9. Anticipated mitigation costs for municipal water supplies 99

10. Anticipated mitigation costs for industrial water supplies 99



11. Fertility of Lake Mills fine sediments	112
12. Annual average air emissions from replacement resource development ...	129
13. Total project cost summary for sediment management option #1	138
14. Total Project cost summary for sediment management option #2	139
15. Total Project cost summary for sediment management option #5	140
16. Total Project cost summary for sediment management option #7	141